

Scaled data based on original data using
LM-79-08 Approved Method: Electrical and Photometric Measurements of Solid-
State Lighting Products

Test Report Prepared for
Cooper Lighting Solutions
(formerly Eaton)

Brand: INVUE

Report Number: P672844

Luminaire Tested: **CCP-SA-1D-750-U-RW**

Issue Date: 04/16/2023



Test Information

Test Method: LM-79-08
Report Number: P672844
Test Lab: INNOVATION CENTER(G2)
Issue Date: 04/16/2023
Manufacturer: COOPER LIGHTING SOLUTIONS (FORMERLY EATON)
Product Line: INVUE
Catalog Number: CCP-SA-1D-750-U-RW
Description: INVUE CLEAR CURVE POLE MOUNT LIGHT SQUARE LUMINAIRE @800mA w/ RW distribution lens
Light Source: (16) 5000K CCT, 70 CRI LEDs
Ballast/Driver: ELECTRONIC DRIVER

Summary

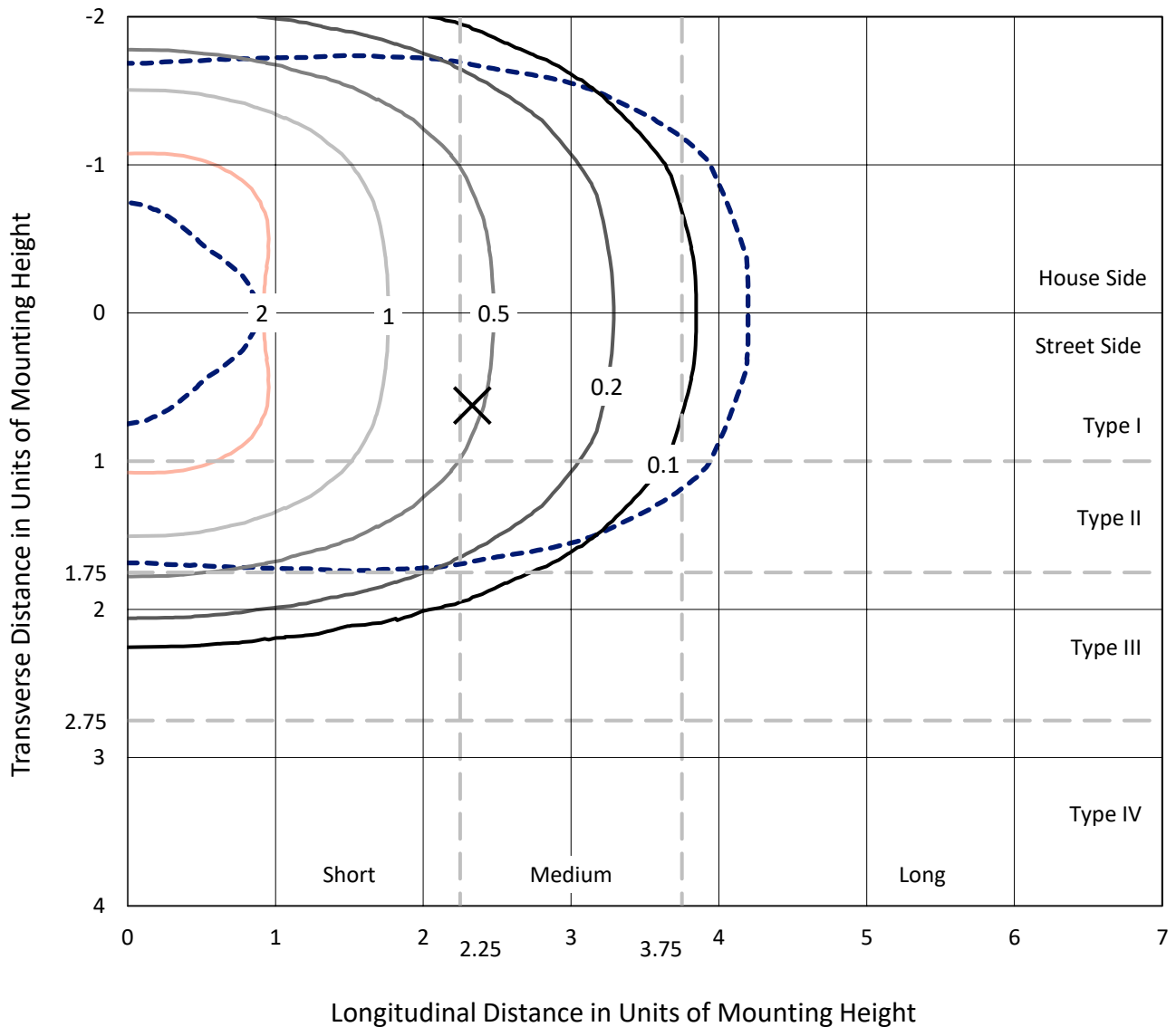
Lumens per Lamp: N/A
Luminaire Lumens: 5802.9 lumens
Efficiency: N/A
Efficacy: 131.9 lumens/watt
Luminous Opening: Rectangular (W 1' x L: 0.5' x H: 0')
IES Classification: Type II - Medium
BUG Rating: B2 - U0 - G2

Input Watts (W): 44
Input Voltage (V): 120
Input Current (Ain): NR
Voltage Rise (V): NR
Power Factor: NR
Total Harmonic Distortion (THDi): NR
Frequency (hertz): 60
Stabilization Time: NR
Operation Time: NR
Ambient Temperature (°C): NR
Test Distance: 25 FT

REPORT NUMBER: P672844
 CATALOG NUMBER: CCP-SA-1D-750-U-RW

Iso-Footcandle Lines of Horizontal Illumination

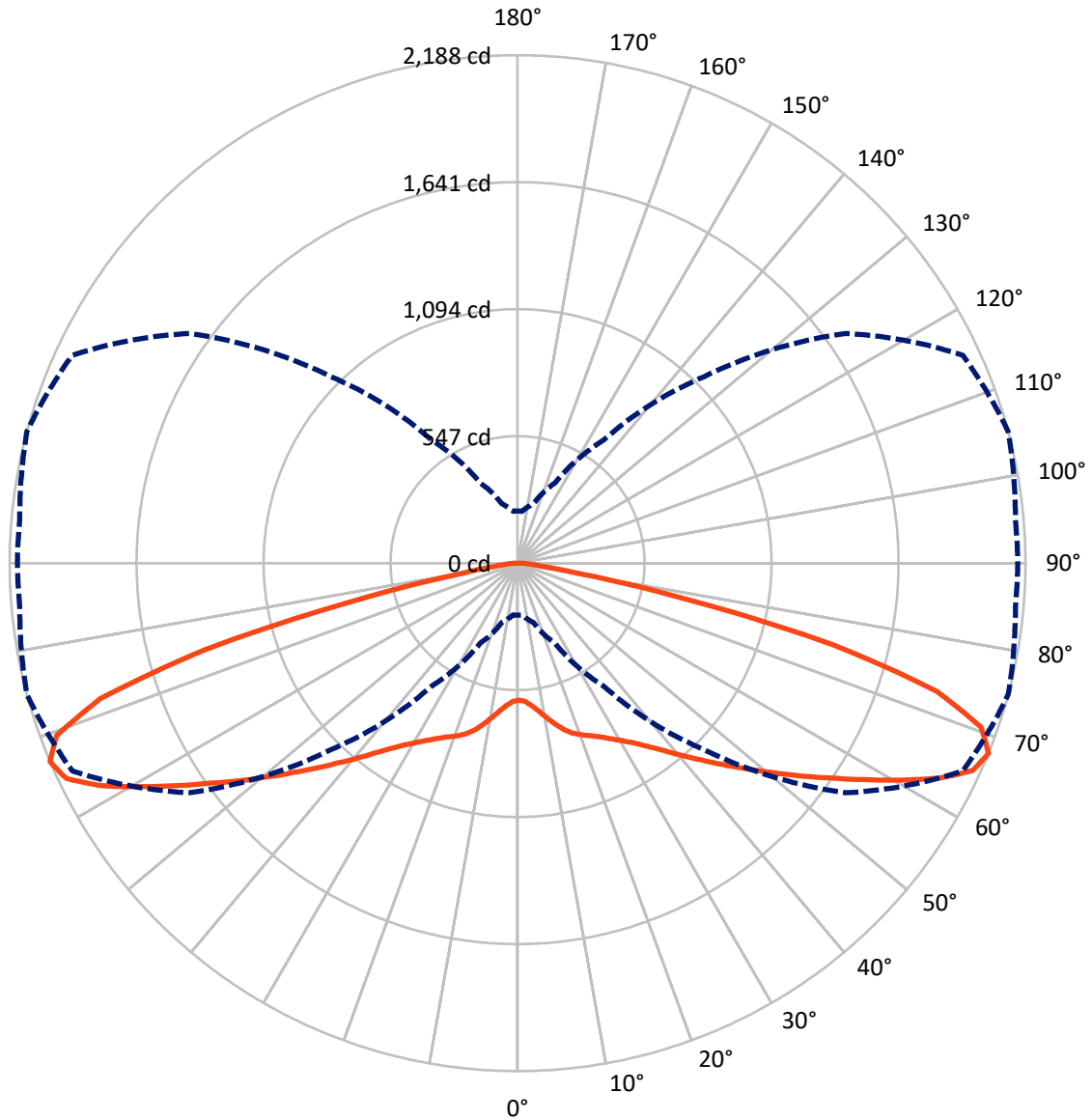
× Max cd
 - - - 1/2 Max cd



Based on 15 foot mounting height. Maximum calculated value = 3 fc
 Type II - Medium - N/A

REPORT NUMBER: P672844
CATALOG NUMBER: CCP-SA-1D-750-U-RW

Luminous Intensity Polar Plot



— Vertical Plane Through 75-Deg Lateral - - - Horizontal Cone Through 67.5-Deg Vertical

REPORT NUMBER: P672844

CATALOG NUMBER: CCP-SA-1D-750-U-RW

FLUX DISTRIBUTION:

		Downward	Upward	Total
House Side	Lumens	2901.5	0.0	2901.5
	% Fixture	50.0	0.0	50.0
Street Side	Lumens	2901.5	0.0	2901.5
	% Fixture	50.0	0.0	50.0
Total	Lumens	5802.9	0.0	5802.9
	% Fixture	100.0	0.0	100.0

Coefficient of Utilization

ZONAL LUMENS:

Zone	Lumens	% Fixture
0°-10°	58.4	1.0
10°-20°	196.8	3.4
20°-30°	384.4	6.6
30°-40°	663.1	11.4
40°-50°	1074.1	18.5
50°-60°	1460.8	25.2
60°-70°	1347.6	23.2
70°-80°	563.9	9.7
80°-90°	53.8	0.9
90°-100°	0.0	0.0
100°-110°	0.0	0.0
110°-120°	0.0	0.0
120°-130°	0.0	0.0
130°-140°	0.0	0.0
140°-150°	0.0	0.0
150°-160°	0.0	0.0
160°-170°	0.0	0.0
170°-180°	0.0	0.0
0°-90°	5802.9	100.0
0°-180°	5802.9	100.0



REPORT NUMBER: P672844

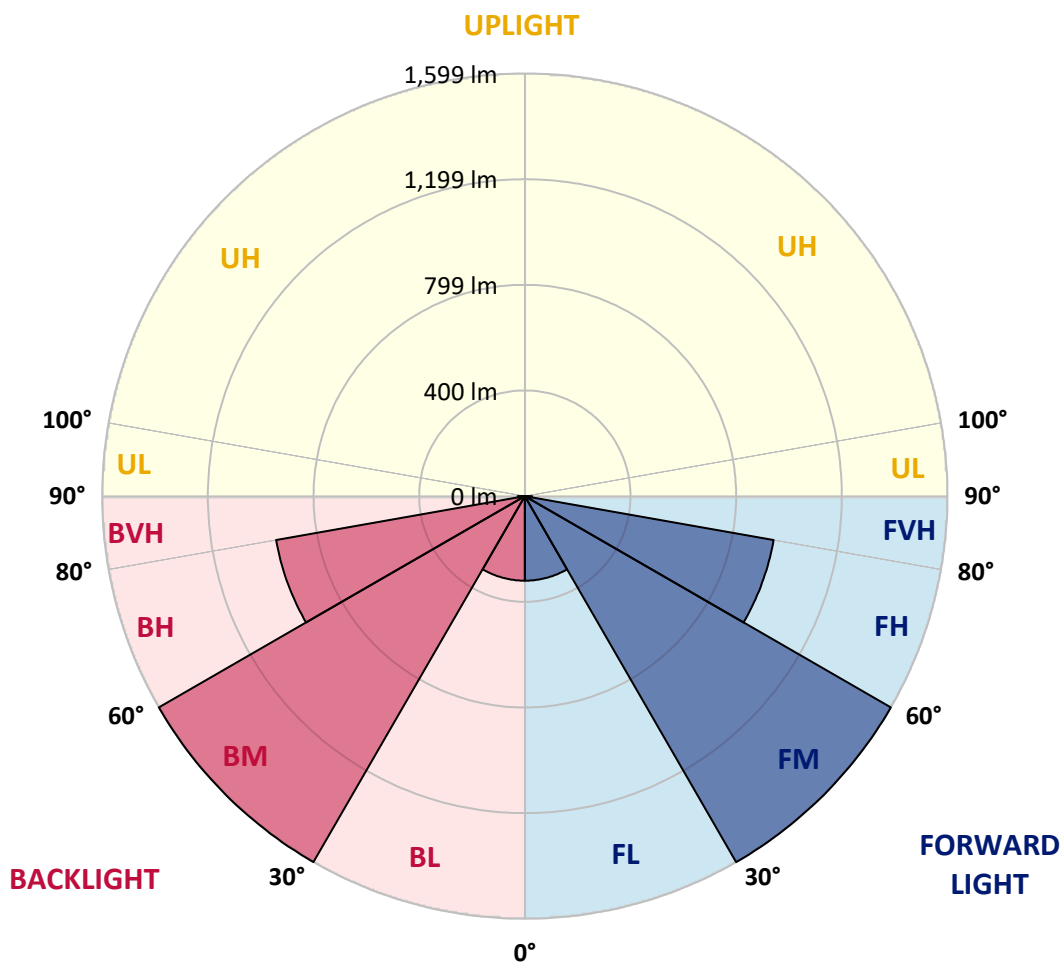
CATALOG NUMBER: CCP-SA-1D-750-U-RW

LUMINAIRE CLASSIFICATION SYSTEM LUMEN TABLE AND BUG RATING:

Zone	Lumens	% Fixture	Zone Rating/Lumen Limit		
			B	U	G
FL (0°-30°)	319.8	5.5			
FM (30°-60°)	1599.0	27.6			
FH (60°-80°)	955.8	16.5			G1/1800
FVH (80°-90°)	26.9	0.5			G1/100
BL (0°-30°)	319.8	5.5	B1/500		
BM (30°-60°)	1599.0	27.6	B2/2500		
BH (60°-80°)	955.8	16.5	B2/1000		G2/1000
BVH (80°-90°)	26.9	0.5			G1/100
UL (90°-100°)	0.0	0.0		U0/0	
UH (100°-180°)	0.0	0.0		U0/0	

BUG Rating: B2-U0-G2

Type II Medium





REPORT NUMBER: P672844
 CATALOG NUMBER: CCP-SA-1D-750-U-RW

CANDELA DISTRIBUTION (FULL):

	0°	5°	15°	25°	35°	45°	55°	65°	75°	85°	90°
0°	590.4	590.4	590.4	590.4	590.4	590.4	590.4	590.4	590.4	590.4	590.4
2.5°	586.6	586.6	588.3	590.4	591.2	592.9	593.3	593.3	595.8	595.4	595.8
5°	584.9	584.9	587.9	591.6	595.8	600.8	605.8	608.7	615.0	616.2	616.6
7.5°	586.6	587.0	591.2	597.5	604.5	613.7	623.3	631.2	641.7	645.4	647.9
10°	592.9	593.3	598.7	607.5	618.3	631.7	645.4	658.0	674.6	682.1	683.4
12.5°	602.5	602.9	610.8	625.0	640.4	657.1	672.6	688.4	709.3	720.5	723.0
15°	617.1	615.8	628.3	649.2	670.9	691.7	705.5	720.9	743.1	757.7	761.4
17.5°	637.1	637.9	653.4	680.1	706.8	728.0	741.8	750.6	769.8	784.8	788.5
20°	662.1	665.9	685.5	716.4	747.7	770.2	779.8	778.5	789.4	802.3	805.2
22.5°	697.6	700.1	723.9	758.5	794.4	817.7	821.5	807.7	807.3	815.7	819.4
25°	739.3	741.4	766.4	806.5	844.4	869.1	865.3	841.5	829.0	829.4	831.9
27.5°	788.1	792.3	818.2	859.0	898.3	920.8	915.4	880.7	856.1	848.6	846.9
30°	851.5	856.1	882.4	921.6	956.3	976.3	967.9	924.1	887.4	874.9	872.4
32.5°	934.1	933.7	960.8	998.8	1023.0	1035.9	1019.7	970.0	923.7	907.0	903.7
35°	1019.3	1023.4	1050.1	1086.8	1105.2	1106.0	1080.2	1024.3	969.2	940.4	934.1
37.5°	1115.2	1117.3	1148.2	1182.8	1194.9	1188.2	1149.8	1087.7	1024.3	993.8	983.0
40°	1213.7	1215.8	1251.6	1285.0	1298.4	1282.5	1232.0	1157.8	1089.4	1056.0	1049.7
42.5°	1305.1	1310.5	1350.5	1389.7	1402.7	1384.3	1323.4	1234.5	1158.2	1126.1	1117.7
45°	1381.0	1386.8	1431.9	1482.0	1504.9	1489.9	1421.0	1320.9	1237.5	1202.8	1188.6
47.5°	1438.1	1445.7	1493.6	1553.7	1598.4	1595.4	1524.9	1412.3	1322.6	1281.7	1268.8
50°	1477.4	1485.3	1537.0	1601.7	1668.9	1691.4	1630.5	1513.2	1417.3	1371.4	1362.6
52.5°	1480.3	1487.4	1546.6	1627.1	1716.8	1766.5	1734.4	1619.6	1521.6	1474.0	1467.8
55°	1415.2	1420.2	1499.1	1606.3	1736.5	1824.1	1829.1	1735.6	1633.0	1585.0	1582.1
57.5°	1265.8	1272.9	1367.2	1509.1	1703.9	1861.2	1911.3	1857.0	1759.0	1713.9	1711.4
60°	1022.6	1031.8	1139.4	1328.0	1586.3	1851.6	1980.9	1970.9	1896.7	1852.9	1851.2
62.5°	721.4	724.7	836.9	1044.7	1356.0	1749.8	2014.7	2081.9	2039.4	1995.1	1997.6
65°	423.9	428.5	510.7	697.6	1028.4	1515.7	1956.3	2159.1	2153.7	2113.2	2117.4
67.5°	224.0	224.0	265.3	381.3	646.7	1134.8	1723.9	2116.5	2187.5	2152.0	2154.1
70°	154.8	154.4	161.9	191.5	312.5	703.4	1289.6	1893.7	2118.6	2105.3	2110.7
72.5°	131.0	130.2	130.6	134.8	159.0	317.9	783.1	1458.6	1888.7	1909.2	1913.8
75°	114.7	113.5	112.6	111.8	113.9	144.4	357.1	899.9	1400.2	1528.7	1526.2
77.5°	98.9	98.0	97.2	94.3	91.0	94.7	146.0	404.7	720.1	849.9	840.7
80°	81.4	81.4	82.6	78.4	72.2	69.7	87.2	151.0	239.1	249.5	229.5
82.5°	63.8	63.8	70.1	64.3	56.7	50.5	60.5	80.5	97.2	78.9	64.3
85°	45.1	45.5	58.4	53.4	43.8	29.2	37.5	48.0	54.7	34.6	27.1
87.5°	18.4	19.6	36.3	28.8	27.5	14.6	17.5	21.3	27.1	14.6	11.7
90°	0.0	0.0	0.0	0.0	0.0	0.0	0.0	0.0	0.0	0.0	0.0

(END OF REPORT)